

Cooperative Connections

**A Fort Meade
History**

Page 8

**UL®:
A Mark of
Safety**

Page 12



May 22, 2020

Annual Meeting Date Set


Melissa Maher

melissa@mge.coop

Your board changed from the norm of a Friday evening and selected Wednesday, Oct. 14, as the annual meeting date for 2020. The meeting will be held in Timber Lake, but a site location is not determined at this writing.

Members interested in running for a board position will have until

July 20 to file a nominating petition for the election, which will be held at the annual meeting.

Three director positions (each for a three-year term) are up for election this year: District 2 – Ryan Maher from Isabel; District 3 – Kelly Landis from Trail City; and District 5 – Kerry McLellan from Lantry. Members from each district will receive a letter announcing the vacancy.

June is the month for Moreau-Grand to pay gross receipts tax to our counties where it is then dispersed to the area schools. The total amount to be paid by Moreau-Grand this June for the year 2019 is \$210,910.91. The following is a breakdown.

KILOWATT HOUR TAX

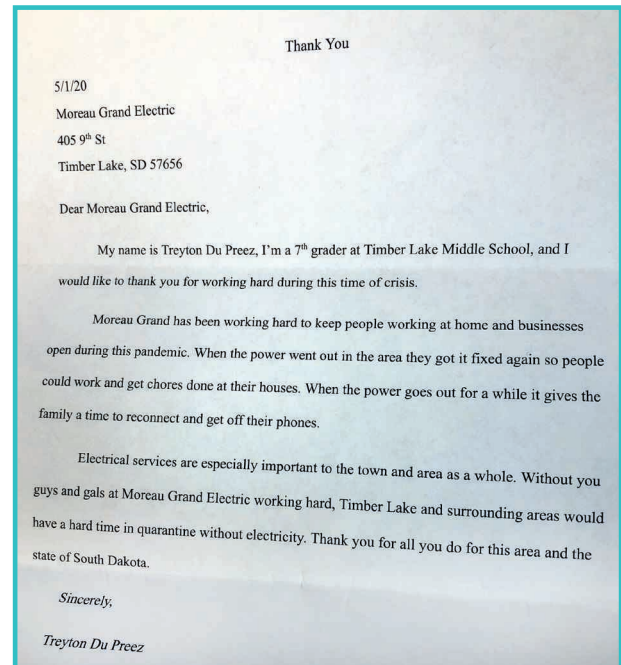
Corson County	\$56,205.26
Dewey County.....	\$122,987.93
Meade County.....	\$35.10
Perkins County.....	\$2,008.94
Ziebach County.....	\$29,673.68

Wednesday, Oct. 14 is the annual meeting date for 2020.

With the low interest rate environment, the board completed paperwork to refinance over \$4.3 million RUS debt with CFC (Cooperative Finance Corporation), saving over \$630,000 in interest expense over the remaining life of the loans.

Below is the most welcomed thank you note received from Treyton Du Preez, a 7th grade student at Timber Lake School. This brings to my mind PROVERBS 16:24 “Gracious words are a honeycomb, sweet to the soul and healing to the bones.”

Until next month – praying for God’s continual blessing and protection for us all!



Comparative Report	Current (April 2020)	1 year ago (April 2019)	10 Years Ago (April 2010)	% Change in 10 years
Number of Meters	6,932	6,922	6,374	9%
Kilowatt Hours Sold	8,082,271	8,246,082	6,148,220	31%
Cost of Purchased Power	\$513,037	\$485,359	\$268,723	91%
Overall Ave. Rate / kWh Per Member	0.1149	0.1129	0.0956	20%

Moreau-Grand Electric

Cooperative Connections

(USPS No. 018-951)

Manager: Melissa Maher

Editor: Roger Lawien,
Member Services & IT Director

Directors

Larry Hieb, President
Kerry McLellan, Vice President
Lois Bartlett, Secretary-Treasurer
Clint Clark
Bob Keckler
Kelly Landis
Paul Lawrence
Ryan Maher
Royce Walker
Troy Wall

Attorney: John Burke

Management Staff:

Kent Larson,
Operations Superintendent
Linda Dahlgren, Finance Officer
Kyrie Lemburg, Accountant
Sheila Scherer, Office Manager
Hunter Smith, Staking Foreman

MOREAU-GRAND ELECTRIC COOPERATIVE CONNECTIONS is published monthly by Moreau-Grand Electric Cooperative, PO Box 8, 405 Ninth St., Timber Lake, SD 57656-0008, for the members of electric cooperatives across South Dakota. Families subscribe to Moreau-Grand Electric Cooperative Connections as part of their electric cooperative membership. Moreau-Grand Electric Cooperative Connections' purpose is to provide reliable, helpful information to electric cooperative members on matters pertaining to rural electrification and better rural living.

Subscription information: Electric cooperative members devote 50 cents from their monthly electric payments for a subscription. Nonmember subscriptions are available for \$12 annually. Periodicals Postage Paid at Timber Lake, S.D., and at additional mailing offices.

POSTMASTER: Send address changes to: Moreau-Grand Electric Cooperative Connections, PO Box 8, Timber Lake, SD 57656; Phone (605) 865-3511; Fax (605) 865-3340; e-mail mge@mge.coop; Web site www.mge.coop. This institution is an equal opportunity provider, employer and lender.

Design assistance by SDREA



May 2020 Board Minutes and March 2020 Financial Info

The May 19, 2020, board of directors' meeting was held with the following directors present: Bartlett, Clark, Hieb, Keckler, Landis, Lawrence, Maher, McLellan, Walker and Wall, and others present: Manager Maher, Finance Officer Dahlgren (Delegated Recorder of Minutes) and Attorney Burke.

- The large power users monthly report was given by Sue Sherwood, which included topics on large power usage and payments.
- The member services report was given by Roger Lawien, which included computer replacements, SmartHub, advertising and photo shoot for the "How We Use Technology to Help Our Members" campaign, Load Management and CR Home Ownership Class will be conducted via Zoom.
- The board discussed continuing the Good Neighbor award.
- The operations report was given by Kent Larson, which included new summer help employees, No Heart underground maintenance, RAM Utilities pole testing progress, line retirement, tree trimming, substation maintenance, SPCC substation berm work, new building update and new line construction.
- Manager Maher gave the manager's report, which included load management report, SDREA News Bulletin, distributed new Facts and Figures cards, reviewed top ten customers by revenue for 2019, delivered ACRE check to Oren Lesmeister, check point permits for MGEC employees, pole testing budget, quarterly inventory counts, Form 990, Federated Strategy Labs, April usage, financial report, collections, reminder of policy changes to take effect June 1, read thank you letter, weekly Rushmore Managers conference calls and Great River Energy to close Coal Creek Station by 2022.
- Chairman McLellan and Attorney Burke gave a report on the Bylaw Committee meeting that was held prior to the regular meeting and the committee did not have any recommendations to present.
- The board discussed and signed the necessary documents to proceed with the RUS refinancing with CFC.
- Director Lawrence gave the Rushmore board meeting report that included a financial report, capital credit payments, manager report on safety, WAPA, Midwest, PPP application, staff reports, set policy committee meeting and member cooperative issues.
- The board discussed the CFC manager director position.
- The board discussed the ice cream socials that have been sponsored by MGEC during the local town celebrations and to proceed with the practice with any of the towns that will be holding the celebrations.
- Board approved the following: the agenda, the minutes from the April meeting, new members, refunds, line extensions, financial statistics, disbursements, safety report, selected Oct. 14 in Timber Lake for the annual meeting, award scholarship from District #1 to the second candidate since original selected applicant will not be attending college, vacancy letters and petitions for Districts 2, 3 and 5, not present any Bylaw changes to the membership, select Director Lawrence as the Rushmore annual meeting delegate, not to make any changes to Policy 10-14, not to submit an application for PPP funds and to proceed with the Call To Order application with NISC.
- The next board meeting was scheduled for June 16, 2020, at 8:30 a.m. in the Timber Lake office.

March 2020 Financial Information

	March 2020	March 2019	YTD 2020
Operating Revenues	\$1,140,905	\$1,188,193	\$3,664,533
Cost of Power	\$526,420	\$640,761	\$1,820,269
Cost of Electric Service	\$1,009,225	\$1,165,209	\$3,277,028
Margins	\$158,198	\$58,667	\$417,931
kWh Purchased	9,953,867	11,453,844	33,765,582
kWh Sold	9,544,907	10,030,954	31,318,824

Summer Electrical Safety Tips

The summer is a season almost everyone looks forward to – after all, who doesn't love the warm temperatures that summer brings? Hanging by the pool, summer cookouts, and barbeques bring family and friends together. However, safety should still be your priority. If you don't want to ruin your summer fun due to the lack of electrical safety in your home, we've put together a list of summer electrical safety tips to follow:

- **Keep electronics away from the water** – If you've got an outdoor pool, then you might be thinking about throwing a little get together with friends and family – a pool party if you will. However, think twice about putting your new speakers or mp3 player right by the poolside. All electronics should be kept at least 10 feet away from the pool or any other water source. It doesn't matter how careful you are, accidents can and do happen.
- **Use outdoor-rated extension cords** – If you're going to set up your mp3 player or smartphone outside to play some music while you grill out, make sure that you are using the right extension cord. What is the right extension cord? One that is rated for outdoor use. There's a good chance it will be exposed to moisture outside – and an outdoor-rated extension cord will be able to handle small exposure to water.
- **Inspect your extension cords for damage** – Before using an extension cord, inspect it carefully for damage. The last thing you should do is use a damaged cord as it presents a safety risk – especially if you plan on using it outdoors. Any cracked extension cords or exposed wires should not be used outdoors.
- **Install GFCIs** – A GFCI (Ground Fault Circuit Interrupter) is a device that can help improve the safety of your outlets. Outlets that are near water sources, such as outdoor outlets or bathroom outlets, should have GFCIs installed. A GFCI will shut off the power to the outlet if the circuit is compromised, such as if it gets exposed to water, a spilled drink, etc. This will help to improve the security of your electrical appliances as well as the safety of those in your home.
- **Trim your tree branches** – If the branches on your property are growing a little too close to any power lines, have them trimmed to prevent any downed power lines during high winds or thunderstorms.
- **Don't fly kites or drones near power lines** – If you have power lines that are located relatively close to your home, instruct your children (if you have any) not to fly their kites or model drones in this area. These types of airborne toys should be reserved for flight in wide open spaces, like the park.
- **Know where your breaker box is** – If there's an electrical emergency in your home, then you'll need to know where the breaker box is so that you can shut off the power in a hurry.


Source: www.jaffeelectric.com

Four common culprits of electrical fires

There are 24,000 electrical fires per year across the country. To reduce your risk for damage, check the following areas of your home:

- **Electrical outlets:** Faulty outlets are a leading cause of home fires. As outlets age, so do the wires behind them. Any loose, damaged or warm-to-the-touch outlets should be repaired or replaced.
- **Electrical wiring:** Outdated wiring is another common cause of electrical fires. Frequently tripped breakers, flickering lights and burning smells are warning signs. If your home is more than 20 years old, it may not be able to handle today's increased power load. If you suspect your home's wiring is outdated, contact a qualified electrician.
- **Overloaded cords and outlets:** Extension cords are not permanent solutions. If your big-screen TV, home theater system and other electronics are plugged into extension cords, it's time to have additional outlets installed.
- **Old appliances:** Older appliances are more likely to have loose or damaged wiring, which means they're more likely to catch fire. Check older appliances for damage and determine if it's time to upgrade or replace. Also check to ensure you're using appliance-grade outlets.

KIDS CORNER SAFETY POSTER



"No drone zone."

Alli Bares, 9 years old

Alli is the daughter of Tony and Angie Bares, Sioux Falls, S.D. They are members of Sioux Valley Energy, Colman, S.D.

Kids, send your drawing with an electrical safety tip to your local electric cooperative (address found on Page 3). If your poster is published, you'll receive a prize. All entries must include your name, age, mailing address and the names of your parents. Colored drawings are encouraged.

Delectable Desserts

Aloha Cake

- | | |
|---|--|
| 1 pkg. (2-layer size) yellow cake mix | instant pudding mix |
| 4 tsp. McCormick® Coconut Extract with Other Natural Flavors, divided | 1 (20 oz.) can crushed pineapple, drained |
| 1 pkg. (4-serving size) vanilla | 1 (8 oz.) container frozen whipped topping, thawed |

Prepare cake mix as directed on package, stirring in 3 tsp. of the coconut flavor. Pour into greased and floured 13x9-inch baking pan. Bake at 350°F. for 30 minutes or until toothpick inserted in center comes out clean. Cool completely in pan. Prepare pudding mix as directed on package, stirring in remaining 1 tsp. coconut flavor. Spread pineapple and pudding over cake. Frost with whipped topping. Refrigerate 1 hour or until ready to serve. Makes 24 servings.

Nutritional Information Per Serving: Calories 188, Total Fat 8g, Cholesterol 28mg, Sodium 221mg, Carbohydrates 27g, Fiber 0g, Protein 2g

Pictured, Cooperative Connections

Buster Bar Dessert

- | | |
|-------------------------------------|--------------------------------------|
| 1/2 cup butter | 1/2 gallon vanilla ice cream |
| 2/3 cup semi-sweet chocolate chips | 1-1/2 cups Spanish peanuts, optional |
| 2 cups powdered sugar | Crust: |
| 1-1/2 cups evaporated milk, divided | 1 lb. Oreo cookies |
| 1 tsp. vanilla | 1/4 cup melted butter |

Melt butter in heavy saucepan. Add chocolate chips, stirring constantly. Put powdered sugar in mixing bowl; add 1/2 cup evaporated milk, stirring well. Add remaining evaporated milk. Pour mixture into melted butter and chocolate chips, stirring constantly. Bring to a boil, turn heat to medium and boil 8 minutes, stirring often. Remove from heat; add 1 vanilla. Cool completely. **For crust:** Crush Oreo cookies; add butter, mixing well. Press into a 9x13-inch pan. Put pan into freezer. When frozen, quickly spread ice cream over cookie crust. Sprinkle peanuts over crust, if desired, before adding ice cream. Freeze for at least 2 hours. When ice cream layer is completely frozen, quickly pour cooled chocolate layer on top; return to freezer. Can be prepared several days ahead of time.

Betty Leuthold, Magnolia, MN

Summer Peach Dessert

- | | |
|------------------------------------|------------------------|
| 14 graham crackers, finely crushed | 24 large marshmallows |
| 1/2 cup sugar | 1/2 cup milk |
| 1/4 cup melted butter | 2 cups whipped topping |
| | 3 cups chopped peaches |

Mix graham cracker crumbs, sugar and butter until well blended; reserving a few crumbs for top. Press mixture into a 9x9-inch pan. Heat marshmallows and milk until melted; cool. Fold in whipped topping and peaches. Spread over crust, sprinkling reserved crumbs over all. Chill.

Elaine Rowett, Sturgis, SD

Raspberry Delight

- | | |
|---------------------------------------|--|
| 2-1/4 cups flour | 1/4 tsp. salt |
| 2 T. sugar | 2 cups Cool Whip |
| 3/4 cup butter, softened | Topping: |
| Filling: | 1 (6 oz.) pkg. raspberry gelatin |
| 1 (8 oz.) pkg. cream cheese, softened | 2 cups boiling water |
| 1 cup powdered sugar | 2 (10 oz.) pkgs. sweetened, frozen raspberries |
| 1 tsp. vanilla | |

In a bowl, combine flour and sugar; blend in butter with wooden spoon until smooth. Press into an ungreased 9x13-inch pan. Bake at 300°F. for 20 to 25 minutes or until set (crust will not brown). Cool. In a mixing bowl, beat cream cheese, powdered sugar, vanilla and salt until smooth. Fold in Cool Whip. Spread over crust. For topping, dissolve gelatin in boiling water; stir in raspberries. Chill for 20 minutes or until mixture begins to thicken. Spoon over filling. Refrigerate until set. Cut into squares; garnish with additional Cool Whip, if desired. Makes 12 to 16 servings.

Becki Hauser, Tripp, SD

Please send your favorite vegetarian, garden produce and pasta recipes to your local electric cooperative (address found on Page 3). Each recipe printed will be entered into a drawing for a prize in December 2020. All entries must include your name, mailing address, telephone number and cooperative name.

Five Surprising Energy Hogs



Pat Keegan

Collaborative Efficiency

**You might have
a hidden energy
hog causing your
higher bills.**

This column was co-written by Pat Keegan and Brad Thiessen of Collaborative Efficiency. For more information on surprise energy hogs, please visit: www.collaborativeefficiency.com/energytips.

SOURCES

- <https://www.wapa.gov/EnergyServices/Documents/HotTubs.pdf>
- <https://www.consumeraffairs.com/homeowners/energy-efficient-hot-tubs.html>
- <https://www.consumerreports.org/refrigerators/second-refrigerator-is-running-up-your-utility-bill/>
- https://energyusecalculator.com/electricity_freezer.htm

Dear Pat and Brad: Our family's been trying to reduce our expenses. The other day my sister-in-law and I compared our electric bills. I was surprised to find out her energy costs were significantly lower than mine, even though our homes are similar in size and built about the same time by the same builder. What could be causing my bill to be so much higher? – Melissa

Dear Melissa: You have a lot of company in these trying times as you search for ways to cut costs and your electricity use might provide some opportunities. With so many other pieces of your home's energy puzzle the same between the two homes, you might have a hidden energy hog causing your higher bills. Here are some likely culprits to investigate.

Hog 1: Old fridge/freezer in garage

That second fridge or freezer may be costing you more than you think. If it's built before 1990, it's probably using two or more times as much energy than a new ENERGY STAR®-rated unit. If it's located in the garage, it may run constantly in the summer, which could lead to some large electric bills.

Hog 2: Heating an uninsulated area

Heating your workshop or garage in winter can be expensive. We remember discovering, during an energy audit, that the owner heated a shed to keep half-empty buckets of paint from freezing. He was paying more to keep his paint warm than the paint was worth. Pet owners have been known to heat an uninsulated garage to keep pets warm, not realizing that might be costing them more than heating the house. If you really want to heat garages or sheds, they need to be well insulated and heated efficiently, perhaps with a ductless mini-split system.

It's possible to heat your shop or garage and not even know it. In another audit we found a heat register, hidden from view, that was supplying the attached garage. The owner was surprised that, for decades, he had been paying to heat the garage.

An insulated area that many people routinely heat is the vehicle parked outside their home. Engine block heaters can drive up your electric bill. You'll save money if you only use them when it's extremely cold and then only for a few hours before you start the vehicle.

Hog 3: A hot tub

The average operating cost of a hot tub is \$250 per year. That amount may be higher if your hot tub is older, if it isn't an energy-efficient model or if you live in a colder climate. A smaller hot tub with better insulation, a cover and a pump that runs on a lower voltage will use less energy than other models. In the end, getting a 'good deal' on a used hot tub may cost more money in energy bills in the long run.

Hog 4: A swimming pool

If you have a swimming pool, consider installing a more efficient, smaller pump and cutting down how often it runs. You can also look at installing a larger filter and maximizing the flow of water through the pipes by making them larger and reducing how sharply the corners turn. These measures might cut your electric use for the pool pump by as much as 75 percent. Consult a pool installation specialist to find the most efficient setup that will still keep your pool clean.

Hog 5: Pumps

If you live on a acreage or on a farm, you probably have several pumps, including irrigation, well, septic and sump, and maybe a few we haven't thought of. If you're like most of us, you use those pumps until they break down. Consider replacing the oldest and most-used pumps over time with efficient new ones that are sized correctly for their task. And make sure you're eliminating leaks in the water lines, which make your pumps work harder and longer.

If one of these five energy hogs doesn't explain the difference in energy use between your home and your sister-in-law's, there are many other possibilities. An energy audit should give you the answers you seek.

Alexa! Can you help me reduce my power bill?

Before this year's virus protection measures turned business meetings and family gatherings into smart-phone conference calls and video conferences, your electric appliances jumped on the bandwagon of internet-connected energy.

If that makes your gadgets and gizmos sound almost human, well, in some ways that's exactly what's happening. Talking to a computer isn't just for Captain Kirk on Star Trek anymore – surveys show about one in four American adults owns a smart speaker like the Amazon Echo, Google Home or Apple HomePod. Now we can just ask Alexa or Siri to tell us the weather or how to save money on our electric bill.

Appliances you control from your phone aren't just luxury items anymore, says Brian Sloboda, director of consumer solutions with the National Rural Electric Cooperative Association.

"Two years ago, when you would buy a smart appliance, you were really buying a high-end product. Now they're in the middle," he says. "More and more appliances are smart, and they have come down in price. It's everything from light bulbs you screw into your table lamps, to your microwave, to your washing machine, to your thermostat that you can control through a voice assistant or apps on the phone."

Sloboda says all those connected devices can not only make you more energy efficient, but can help you take advantage of your electric service in ways you never even thought of. But if your machines are acting more like people, you'll also want to take precautions to protect your security and privacy – smart speakers are on and listening in all the time, after all. Sloboda

advises that you might want to get in the habit of reading the fine print that comes with instructions and app downloads, so you know how your personal information is being used.

Sloboda recently brought one of those humanoid into his home.



"My washing machine sends me an email every month telling me how much electricity it has used," he says. "It gives me tips on how to save energy. It suggests I could wash the clothes in cold water. It will gently tell you that rather than washing a small load, it's more efficient to let the clothes accumulate."

If that sounds creepy, smart speaker manufacturers understand. They try to encourage customers to get more familiar with their devices. They want you to ask your smart speaker to tell a joke or play music. Sloboda says studies show owners like making personalized connections.

While apps and speakers can help you use energy more efficiently, Sloboda says smart thermostats offer some of the biggest potential energy savings. High-tech thermostats are getting easier to use and more innovative. These days, they not only can change temperatures set for daytime or nighttime, but can track your phone as you leave the house or move from room to room, making adjustments based on your lifestyle.

Reduce Electrical Fire Hazards

There are about 24,000 electrical fires per year in the U.S., according to the U.S. Fire Administration.

Although most electrical fires start in the bedroom, the most fatal fires start in the living room, family room and den. Check the following areas of your home to ensure your home's electrical safety is up to par.

- **Electrical outlets:** Faulty electrical outlets are a leading cause of home fires. As outlets age, so do the wires behind them that you can't see. Any loose, damaged or warm-to-the-touch outlets should be repaired or replaced.
- **Electrical wiring:** Outdated wiring is another common cause of electrical fires. Frequently tripped breakers, flickering lights and burning smells are clear warning signs. If your home is more than 20 years old, it may not be able to handle today's increased power load. If you suspect your home's wiring is outdated, leave this one to the pros and contact a qualified electrician.
- **Overloaded cords and outlets:** Extension cords are not permanent solutions. If your big-screen TV, home theater system and other electronics are plugged into extension cords, it's time to call an electrician and install additional outlets.
- **Old appliances:** Older appliances are more likely to have loose or damaged wiring, which means they're more likely to catch fire. Check older appliances for damage and determine if it's time to upgrade or replace. Also check to ensure you're using appliance-grade outlets. A qualified electrician can help with installation.
- **Light fixtures:** Light fixtures, lamps and light bulbs are other common culprits behind electrical fires. Installing a bulb with a wattage too high for a lamp or light fixture is a leading cause of electrical fires. Always check the maximum recommended bulb wattage on any lighting fixture or lamp and never go over the recommendation.

Keep flammable materials like cloth and paper away from light fixtures. The material can heat up and ignite, causing a fire. Faulty lamps and light fixtures also can cause fires.



The Old Fort Meade Museum details the history of Fort Meade, its residents, life as a cavalry officer and military history throughout the 66-year history of the fort.

FORT MEADE

Historic Outpost Has Varied Past

Susan Smith

Contributing Writer


Named for Civil War Gen. George Meade, Fort Meade was built as a peacekeeping military outpost in 1878, two years after the infamous Battle of the Little Bighorn.

The fort provided an early customer base to the town of Sturgis, named for 7th Cavalry commander Col. Samuel Sturgis. According to fortmeademuseum.org, General Phil Sheridan, a Civil War Cavalry leader, selected the location after riding around the then-envisioned mile-square grounds and pointing to the location of future buildings with his saber.

“The fort was established to provide protection for the stage lines and freight routes that came in here as well as the miners and the settlers that came into the area for the many gold locations in the Black Hills and the Deadwood area,” said Robert Kusser, current president of the Fort Meade Museum Board.

Many of the buildings on the grounds of Fort Meade are from the 1900s. One building remains from 1878 and stables that were there from the beginning were rebuilt from wood to stone. Kusser said cannon wheels that are rimmed in steel but have wooden spokes were refurbished and ready for the coming tourist season. Artist Len McCann created figurines of soldiers that are on display in the museum. An exhibit of the U.S.S. Constitution is also on display. Unfortunately, COVID-19 sidelined many plans for the 2020 season, Kusser said. The museum will be opening for the summer 2020 as soon as possible.

Unlike most forts of the era, where hardly anything of significance remains, Fort Meade is still involved with military training with the South Dakota Army National Guard, which holds officer candidate training each summer. When the fort was officially deactivated in 1944, the Veterans Administration was approached to take over the post hospital, the VA Black Hills Health Care System, which cares for veterans in a 200-mile radius and also maintains the complex. A cemetery overlooking the fort is the final resting place for 200-plus



A cemetery on the grounds is the final resting place for 200 soldiers who served from 1878 to 1942

Fort Meade is still attached to the South Dakota National Guard, which holds officer candidate training at the fort each summer.

soldiers, family members and employees who served from 1878 to 1942, Kusser said. Streets that pass around the original parade field and buildings are still occupied and historically maintained.

"We're fortunate to still be able to maintain a visual presence of history," Kusser said.

The 4th Cavalry, one of the units stationed longest, and two separate times at Fort Meade, provided security when President Calvin Coolidge was at the game lodge in Custer State Park, a summer White House in the Black Hills, in 1927. The cavalry unit was deployed to the European theater in World War II.

Kusser said beginning in June 1945, 113 POWs were housed at the fort. That number grew to 600 by 1946. They worked in the



Belle Fourche region in agriculture, mainly to help with beet farming. They also did community work and helped convert the fort from an active military post to a veteran's hospital by doing stonework and creating sidewalks.

After his retirement from state government, Kusser was director of the Fort Meade Museum for several years. The three-story building he still oversees as board president houses numerous artifacts commemorating the history of the fort and recreating what life was like as a cavalry soldier.

The museum is organized around the 66-year history of the fort, with most of that information on the main floor, Kusser said. The lower level includes more military displays and the top floor features a ballroom and views of Bear Butte, the parade field and a view of the prairie. The museum also contains information about the early days of the town of Sturgis.

The Old Fort Meade Museum is located in the historic headquarters building 55, Sheridan Street on Fort Meade, one mile east of Sturgis on Hwy. 34.

Co-ops and the Old Nut Box

There are few things more satisfying for a pack rat than to find just the right thingamajig at the bottom of a growing pile of doodads.

I know a guy who has so much stuff stashed in his storeroom, it's like walking through a dense jungle forest. You never know when you might need a backup buggy whip. Or the crusty mother-board of a Commodore C64. Or a clutch release bearing for a 1956 Farmall tractor.

Every now and again, I'll put him to the test...

"I was looking for a book of Green Stamps from June of 1975. Can you sort through all that clutter and see if you can find one for me?"

Or, "Hey, I need a 26-inch inner tube for a 1962 Huffy Aerowind bicycle. Can you help me out with that?"

He hasn't managed to fulfill any of my quirky requests so far, but he'll spend all day and half the night searching.

While my own garage is only mildly untidy, I did have one of those pack rat discovery moments recently when I was working on my son's 2000 Honda 80R. Not that I'm much of a motorcycle mechanic, but I had to crack the carburetor open to clean out the pilot jet and discovered I needed a replacement bolt.

I contemplated a trip to my local Hanks Hardware, but then I remembered what my Dad used to call "the nut box." Not a very descriptive name, to be sure, but this nut box has some unique characteristics. First of all, it's not really a box. It's a round container made of heavy metal that my father had back when he was a young man and a pretty decent mechanic.

And like any good pack rat, I've been hanging onto that thing through every change in address and spring cleaning session for decades.

Another unique quality of the nut box is that over the years it has been repainted many times and many colors with the kind of paint that would trigger a code-red biohazard alert by today's standards.

But the nut box has been around so long even that super industrial strength paint is peeling off. Though I tried to mitigate the damage, a chunk of dime-thick paint flew off when I wedged open the top of the container.

Clawing through a thousand nuts, bolts, screws and some stray nails, I lucked up and grabbed just the size I was looking for. Small victories, I know.


That dip into the nut box came to mind when I received a package from a faithful Cooperative Connections reader. The note inside stated: "I've enclosed an ad from a 1961 newspaper you might be interested in. My mom kept some old newspapers in her boxes and I found it there."

The focal point of this gentle reader's curiosity was a full-page spread featuring a caricature image of the sun wearing a pair of sunglasses, displaying a wide smile and sporting an incandescent light bulb for a nose.

The headline read: "Casting light on what rural electric cooperatives really mean to South Dakota." The page was filled with information about what rural electric co-ops are, what they aren't, and why they're good for the state.

When it comes to the mission of rural electric co-ops, not much has changed through the decades. Our co-ops are still firmly committed to serving our members as they were on the day they were founded.

Serving homes and businesses the safe, affordable, reliable power they need is what we've done and will continue to do. That's a responsibility and a purpose that will be around even longer than that trusty old nut box.



Billy Gibson

editor@sdrea.coop



EAGLE BUTTE SADDLE SHOP

Roger Lawien

rlawien@mgec.coop

I recently had the opportunity to sit down with John Bachman, owner/operator of the Eagle Butte Saddle Shop. The Saddle Shop has been serving patrons for more than 60 years. John took over the shop from his stepdad in 1975. When we arrived at his shop, John was working on a beautiful pair of custom-made chinks made out of elk hide. It is truly stepping back in time as the smell of raw leather, glue and dye permeated the senses.

M-G: Growing up in the business, did it feel like an internship of sorts?

John: Dad's philosophy was if you didn't work, you didn't eat. That is the best way to put that. I refer to my stepdad as a shoe cobbler. He was an old Texan that learned the trade a long time ago. He cobbled things together. I am a repair person. I like fixing things right.

M-G: What are more popular, chinks or chaps?

John: Both have their place, but chinks are seeing more popularity – especially among working cowboys.

M-G: What other custom work do you do?

John: I do a lot of custom chaps, chinks, leather work, belts, and have even done a few custom boots. I shy away from the boots. I can't compete with the throw away

ones. I focus on my custom and repair work. That is what keeps my doors open. I make a lot of pow wow belts for both women and men – often with their Lakota name on them.

M-G: Leather tooling is time consuming and meticulous work. What is your favorite part of the process?

John: The ability to take a piece of raw leather and turn it into something that will last and is workable for somebody is what I like. From measuring the person, cutting it to fit, sewing and tooling to finishing. I take pride in my work and it always pleases me when I go to rodeos and see my handywork on the contestants or when a dad or grandpa brings the next generation in for their first pair of chaps or a new belt.

M-G: Do leather craftsmen such as yourself work with each other?

John: The Rocky Mountain Leather Trade Show in Sheridan is the premier place to gather to catch up on the latest trends. It was canceled this year and we really miss that. Phone is fine but when you can feel and touch something, that is what you want to do.

M-G: What challenges are you facing today?

John: Getting quality leather. A lot of the tanneries are closing or closed because of COVID-19 and no one is sure when or if they will reopen. Business is good for now but how long is the question. I

have customers from all over the country – a drum maker from California to a gentleman from Germany that I sent a buffalo hide last year. I am proud to say the products I sell are still made here in the United States.

John has served his community as a past mayor, current city councilman and volunteer fireman. He recently retired after serving 42 years as an EMT. As I conducted this interview, I could tell John truly loves where he lives and takes pride in what he does. Craftmanship walks out of his door every day with the products he creates.



Member Thank You Grand River Fire Department

We recently received a very nice call from the Grand River Fire Department thanking us for our assistance. GRFD applied for and received a grant to install communications equipment significantly extending the range of their radios. Moreau-Grand crews assisted with the installation of the new repeater antenna and pole.

We are pleased to be a part of the communities we serve and are thankful for the many volunteers across our service area.



Policy Update

February marked the month for the annual policy review by the Policy Committee with final approval coming from the full board at their February meeting. Two policy changes, effective June 1, 2020, that will have an impact on the general membership are:

Policy 10-10 – Each applicant for electric service shall pay a (\$25.00) connect fee beginning on June 1, 2020. As a note of reference – this fee was \$15 in 1995 – then changed to \$20 in 2006.


Policy 30-10 Labor Charges – The following is an added section D to this policy which will go into effect on June 1, 2020: **Outage Response Fee** – If the cooperative visits a member's property in response to an outage call and it is determined that the outage is due to failure or issue on the member's side of the meter, the member shall be charged an outage response fee in the amount of \$150.00. Note: This fee will certainly not cover our total expense of handling outages on the members' side of the meter, but is an effort to minimize such trips.

Director Petitions Due July 20


Individuals who are interested in running for the Moreau-Grand Electric board of directors will have from June 19, 2020, through July 20, 2020, to file a nominating petition for the election to be held at the annual meeting. All candidates from a district must have the qualifying petition with 10 or more signatures in a Moreau-Grand office by 4 p.m. July 20, 2020, to be on the ballot for that district.



Ryan Maher



Kelly Landis



Kerry McLellan

The three director positions up for election this year are: **District 2 – Ryan Maher from Isabel; District 3 – Kelly Landis from Trail City; District 5 – Kerry McLellan from Lantry.**

It is important for the members to start thinking about candidates early. Petitions may be picked up at the Moreau-Grand headquarters in Timber Lake. A member can sign only one nominating petition and must reside in the district of the member running for the board position. All signatures will be validated upon receipt of the nominating petition.

No person shall be eligible to become or remain a Director who:

- A. is not a member and bona fide resident of the district from which he is elected.
- B. is in any way employed or financially interested in a competing enterprise or a business selling electric energy or supplies to the Cooperative or a business primarily engaged in selling electrical or plumbing appliances, fixtures, or supplies to the Cooperative.
- C. is not receiving electrical service from the Cooperative at their principal place of residence.
- D. is an employee of the cooperative, or spouse or child, parent, brother or sister, by blood or marriage of such an employee. Should a disqualification occur subsequent to election, the director, notwithstanding any other provisions of these bylaws, shall be permitted to complete the term of office. This provision shall be in effect for elections occurring after 1997.
- E. has failed to attend at least 2/3 of all regular board meetings during any twelve (12) month period.
 - (i) No absence from a board of directors meeting occasioned by jury duty or active military service shall be considered when applying this provision.
- F. has pled guilty or has been convicted of a:
 - (i) felony,
 - (ii) any crime involving dishonesty, or
 - (iii) any crime involving moral turpitude.
- G. is a spouse or child, parent, brother or sister, by blood or marriage, of a then current Director.



Underwriters Laboratories Inc., (UL) sets safety standards for various products. The UL mark appears on billions of products globally.

A MATTER OF TRUST AND SAFETY

The UL symbol marks safety of products for consumers across the globe

Brenda Kleinjan

Contributing Writer

Have you ever examined the hairdryer you use each morning? How about the coffee pot or the cords of your cell phone charger? Chances are they bear a circle with an “UL” inside. If not, they probably should.

That UL symbol is not a talisman but rather an indicator that the product used has been tested and is designed to operate as intended safely.

“When people see that UL mark on the product when they’re shopping – when they see that mark of safety – they know they can trust it has been certified by a third-party organization as safe,” said Jonette Herman, a Standards Engineer/Project Manager for Underwriters Laboratories Inc., based in Research Triangle Park, North Carolina.

Herman, a South Dakota native, develops safety standards. UL maintains more than 1,600 safety standard documents that define how they test and certify that a product is safe.

As an organization, Underwriters Laboratories is dedicated to fostering safe living and working conditions to people throughout the world.



“We do that through science and hazard-based safety engineering,” said Herman. Simplified, Herman says they look at an object and determine where the hazards might be.

“I grew up in Pierre. In high school, I always thought I’d be good at making sure that things work the way they should,” said Herman. That led her to the University of Minnesota where she pursued a degree in electrical engineering.

“I remember looking at my hairdryer and seeing that UL mark and wondering what it was about. After college, I moved out to North Carolina and found that UL was located there,” Herman said.

That was 27 years ago. Since then Herman has worked on making products from chainsaws to appliances to motors and batteries safer.

“Several years ago, I worked on the chainsaw standards. We were finding a lot of those injuries were due to fatigue and the operators not wearing personal protective equipment (PPE). That’s when accidents were occurring,” Herman said.

UL continued to analyze the equipment.

“Instruction manuals include important information that people should read,” Herman said. But, knowing that many people don’t read the manuals, UL seeks to ensure that “safety is built into the product as much as possible.”

“That’s part of that safety-based hazard approach. We

look at the product and how it’s used,” Herman said.

Worldwide, UL has more than 14,000 employees. In the non-profit portion of UL which Herman works, there are more than 200 people dedicated to research and education.

Today, Herman’s work focuses on wire positioning devices, motors and generators and energy storage, and energy distribution, among other areas.

“We’re constantly seeing new technologies introduced. All this innovation inherently creates risk.”



Underwriters Laboratories

More than 400 panels and committees work with UL in developing the standards for various products. The panels and committees are comprised of an array of stakeholders including producers of the products, regulators and consumers.

“It’s important for consumers to educate themselves. How do they know a new product is safe? Looking for that certification on the product is helpful to the consumers.”



Jonette Herman
Standards
Engineer/Project
Manager
Underwriters
Laboratories, Inc.

UL is working to make lithium ion battery storage safer. Herman cautioned that excessive damage to a product with a lithium ion battery, such as caused by repeated dropping, could cause it to go into thermal runaway, causing it to overheat and potentially catch fire.



Human trafficking in South Dakota is showing signs of growing due in part to the coronavirus pandemic. This crime impacts individuals across the demographic and geographic spectrum.

PROTECTING THE VULNERABLE

Coronavirus emboldens trafficking predators

By Billy Gibson

billy.gibson@sdrea.coop

Becky Rasmussen is clear in her contention that her vocation is a clarion call coming straight from her Creator.

In her heart and in her soul, Rasmussen carries a deep concern for those who find themselves victimized by human trafficking - whether it comes in the form of labor or sexual exploitation.

Rasmussen, executive director of Call to Freedom in Sioux Falls, traces the path that led her from a partially satisfying professional position to running a program dedicated to steering victims clear of their perpetrators and helping survivors rebuild their lives.

The journey began when she received what she describes as a direct and unambiguous message from a higher power.

At the time, she was signed on as a volunteer for the program that later became the present-day Call to Freedom non-profit organization. When one of the program leaders appealed to her to take the reins, Rasmussen listened carefully for that still small voice.

"I'm a prayer girl. I'm the type who steps out in faith and sees what kind of plan God has in store for me," she said. "I was prompted by prayer to get involved."

Rasmussen led the program's transition to full non-profit status, attained in January of 2016, and managed to hold down two jobs along the way. Today, Call to Freedom boasts a contingent of 18 staff members - including eight case managers - who facilitate a wide range of services such as victim identification, safety assessment, housing, transportation, medical care, counseling trauma/addiction, education/employment and legal advocacy.

It's a prescribed glide path to freedom that includes the following key components: victim referral, emergency assistance, intake

Youth of all ages can become a target.



and assessment, implementation and referrals, long-term care and self-sufficiency.

Marissa's Housing Project

It was during a trip to the Sturgis Rally the previous year that Rasmussen discovered her true calling. When speaking to civic groups, she often recounts the story of a young woman named Marissa to illustrate the plight of those who fall prey to trafficking and find themselves in the clutches of an oppressor.

Amid all the frenetic fervor of the 75th anniversary of Sturgis, she noticed a young girl who wore a certain disturbing look on her face. Rasmussen immediately recognized it as the terrified, distance gaze of teenager who had unwillingly slipped under the power of a dark and sinister force.

There was a quick and strong connection.

"Something just prompted me to go up to her and introduce myself," she recalled. "In two minutes she was crying and was scared and was looking around. She said she couldn't talk and she

said I had no idea of how horrible her day had been.”

Working in conjunction with the program Free International, Rasmussen tapped into a database later that day and discovered Marissa was one of 117 girls in the region between the ages of 12 and 18 who were identified as victims. In fact, the teen was reported by family members as missing on two separate occasions, once in October of 2014 and then in May of 2015.

Rasmussen pointed out that the fact Marissa had been reported as missing twice is part of a known cycle of reverting back into victimhood and is a result of traffickers who use a variety of techniques designed to keep their subjects under their control. Some of those nefarious tactics include depriving the victim of housing and financial resources, separating them from their families and devising ways to push them into a legal morass with the judicial system.

The day after finding out more information about Marissa’s background, Rasmussen felt convicted to find her and offer to help. She waded into the massive crowds at Sturgis and went on a determined quest to find the troubled teen.

As Rasmussen describes it, locating Marissa once again set the wheels in motion for the formation of the Call to Freedom non-profit and also the creation of the Marissa Housing Project.

The Marissa Housing Project is a seven-unit apartment complex that provides a safe haven for victims who receive the support, stability and separation from their perpetrators necessary to achieve

“It’s a problem that’s proliferating.”
Becky Rasmussen



long-term success and integration back into society.

Coronavirus Impact

Like many other areas in the post-Covid world, the pandemic has changed the dynamic when it comes to human trafficking. And not in a positive way.

In fact, Rasmussen noted, the impact of the pandemic is creating a situation that has even more traffickers crouching low in the weeds, just waiting for a prime opportunity to pounce.

The financial stress and economic hardship that comes as a consequence of a locked down community only compounds problems for those already susceptible to captivity and emboldens those set on exploiting others.

As the unemployment rolls expand, fraudulent offers of modeling contracts, high-wage processing plant positions and other means of employment look more enticing to those facing financial ruin.

Adding to the problem is the fact that at the same time the potential for trafficking is increasing, services have been more scant. There is a statewide network of safe places where victims can receive assistance in Mobridge, Pierre, Rapid City, Pine Ridge Reservation, Sioux Falls, Watertown, Winner and Yankton.

However, most of those services are currently operating with limited resources

and are working to build back up to full strength when possible.

“It’s a problem that’s proliferating as we see our shelter numbers declining and resources designed to help are struggling,” Rasmussen lamented. “It’s important, especially now, that if a recruiter comes up to you and offers a job opportunity that sounds too good to be true, stay away. Be aware of those tactics.”

She pointed out that pornographers are blatantly attempting to capitalize on the pandemic - and consequently creating more victims - by offering “free 30-day memberships” on pornography websites.

One of the more popular websites, Porn Hub, has seen a 12 percent increase in activity over the past few months.

“We see that where there is pornography, especially child pornography, there is human trafficking,” she said.

How to Help

Recognizing the signs of trafficking can go a long way toward addressing the problem, Rasmussen said. Because human trafficking impacts all levels of society across

**IF YOU ARE IN IMMEDIATE DANGER,
PLEASE ASK FOR HELP.**

NHTRC

1-888-373-7888

Call 24 hours a day,
7 days a week.
Confidential.

NATIONAL
HUMAN TRAFFICKING
RESOURCE CENTER

Text HELP to
233733 (BeFree)

Open 2pm-10pm CST

CALL 911 if you are in an emergency.



Trafficking victims suffer the pain of separation and despair.

every demographic and geographic profile, many subtle indications can go unnoticed.

“We see problems in farming communities as well as population centers throughout the state,” she said. “It happens to the poor and the middle-class alike. Everyone needs to stay on the lookout for the signs.”

Those interested in supporting Call to Freedom’s mission can contribute in a number of ways, including purchasing a Freedom Candle, direct monetary donations, in-kind donations of hygiene and household products and volunteering.

Visit www.calltofreedom.org to find out more about the organization’s mission.

Register to Win!

Bring this coupon and mailing label to the Touchstone Energy® Cooperatives booth at the South Dakota State Fair to win a prize!

Your Phone Number: _____
Your E-mail Address: _____

Note: Please make sure to call ahead to verify the event is still being held.

August 4-6

Minnesota Farmfest
28269 Hwy 67, Mole Lake, MN
800-881-1007
www.idealgroup.com/farmfest

September 3-5

South Dakota State Fair:
Perfect Vision of Fun,
1060 3rd St. SW, Huron, SD
800-529-0900
www.sdstatefair.com

July 3, 18, 25 and August 1, 22

The Murder of Miss Kitty
Comedy Mystery Dinner
Theater, Holiday Inn Express
& Suites, Deadwood, SD,
605-580-5799

June 19, 26 and July 3, 10

River City Friday Nights, 6
to 10 p.m., Live music, beer
garden, vendors, food trucks,
games and activities, Main
Street, Chamberlain, SD,
605-683-9051

June 27

Railroad Day, Prairie Village,
Madison, SD, 800-693-3644

June 28

Variety Show, Prairie Village,
Madison, SD, 800-693-3644

July 18-19

Charles Mix Saddle Club
Fourth Annual SDRA Rodeo,
Geddes, SD, 605-680-1580

July 18-21

Senior Games, Rapid City,
SD, Contact Eric Holmes at
605-394-4175



July 3:

Independence Day celebrations at
Mount Rushmore National Memorial
[www.nps.gov/moru/planyourvisit/
independence-day-events.htm](http://www.nps.gov/moru/planyourvisit/independence-day-events.htm)

July 21-25

98th Annual Days of '76 PRCA
Rodeo, Arena, Deadwood,
SD, 1-888-838-BULL,
www.DAYSOF76.com

July 23-24

Jr. Miss Rodeo South Dakota
Pageant, The Lodge and Days
of '76 Rodeo, Deadwood, SD,
605-641-8604,
jrmissrsd@gmail.com

July 24-25

Senior Games, Brookings,
SD, Contact Traci Saugstad at
605-692-4492

July 26

15th Annual Car Show
Langford, SD, 10 a.m. - 2 p.m.
605-493-6597

July 31-August 1

Senior Games, Yankton,
SD, Contact Kristi Hauer at
605-665-4685

July 31-August 1

Plein Air & Arts in the Garden,
Wessington Springs, SD,
605-354-3826

August 1

Rockin' Ribfest BBQ
Competition, Wessington
Springs, SD, 605-505-1135

August 1

Foothills Classic, Wessington
Springs, SD, 605-350-1687

August 8-9

Threshing Show, Twin Brooks,
SD, www.threshingshow.com

August 8-10

Red Power Round Up,
Fairgrounds, Huron, SD,
605-460-0197

August 22

World of Outlaw Sprint Car
Races plus Wissota MWM,
Dakota State Fair Speedway,
Huron, SD, 605-352-4848

September 7

Hidewood Valley Steam
Threshing Show, 1 p.m.,
47326 183rd Ave., Clear Lake,
SD, 605-881-8405

September 12-13

Fall Harvest Festival,
Delmont, SD, 605-928-3792,
www.twinriversoldiron.org

To have your event listed on this page, send complete information, including date, event, place and contact to your local electric cooperative. Include your name, address and daytime telephone number. Information must be submitted at least eight weeks prior to your event. Please call ahead to confirm date, time and location of event.